











# SOLENOIDS, COILS & ACCESSORIES

## Product Index



Description	Series	Page
<b>Coil identification</b>		V1100-2/3
<b>Catalogue numbers of replacement coils</b>		V1100-4..6
<b>SOLENOID OPERATORS</b>		
Solenoid operators, description and dimensions		V1110
<b>CONNECTORS</b>		
DIN 43650, 11 mm, industry standard B (type 22) ISO 4400 / EN 175301-803, form A (type 30)		881 V1135-1
DIN 43650, 9,4 mm, industry standard B (type 15)		V1135-3
Power-save connectors Industry standard form B (type 22) ISO 4400 / EN 175301-803, form A (type 30)		881 V1136-1
ISO 4400 / EN 175301-803, form A (type 30) protection by TRANSIL and LED display		881 V1137
<b>ACCESSORIES</b>		
Electronic timer, adjustable pulse generator, suitable for solenoid valves		881 V1145
Exhaust protector		346/977 V1158
Pneumatic accessories		346/433 <sup>(1)</sup>
<b>AIR SERVICE EQUIPMENT</b>		
Air service equipment		342-901 <sup>(1)</sup>
Water regulator - Modulair 105		342 V1162

00139GB-2016/R01  
Availability, design and specifications are subject to change without notice. All rights reserved.

<sup>(1)</sup> Consult our other catalogues at: [www.asco.com](http://www.asco.com)

All leaflets are available on: [www.asco.com](http://www.asco.com)

## COIL CHARACTERISTICS

Coils in the catalogue pages are identified by their electrical characteristics such as:

- "Coil insulation class", generally F or H;
- Type of "Connector", mostly with a spade plug or flying lead;
- "Connector specification" with applicable standards;
- "Electrical safety" to IEC 335 / EN 60730-1 standard
- "Electrical enclosure protection": epoxy moulded coil and ingress protection rating of, generally, IP65 or IP67 to EN 60529/IEC 529

- Available "Standard voltages": for details see "Standard voltages" on the following page;

A table with:

- "power ratings" (Pn):

For alternating current (~),

. the **inrush** power expressed in VA (Volt-Amps),

. the **holding** power expressed in VA and W,

For direct current (~) coils,

. the power rating in the **hot** state (coil under continuous duty) and in the **cold** state (at inrush of power)

- The min./max. values of the solenoid **operator ambient temperature range** (including the influence of the fluid temperature within the minimum and maximum limits given on the catalogue pages).

Example:

prefix option	power ratings				operator ambient temperature range (TS) (C°)	replacement coil		type (1)
	inrush		holding			~	=	
	(VA)	(VA)	(W)	(W)				
SC	34	15,6	6	7 / 9,7	-20 to + 75	400325-117	400325-142	01
	30	22,5	9	9,5/15,3	-20 to + 50	400325-217	400325-242	01

## COIL IDENTIFICATION

ASCO offers coils in the following main sizes:

- XM5, M6, MXX, M12

- CM22, C22, C22A, C25A, CM25, JMX, ANX, AMX, BMX

Please note: Posiflow solenoid valves (Section B) have special coils, please contact us for details.

Coil sizes can be identified from the power ratings given in the table under "Electrical characteristics" on the catalogue pages.

For an example, see Section C, page V313:

prefix option	power ratings				operator ambient temperature range (TS) (C°)
	inrush		holding		
	(VA)	(VA)	(W)	(W)	
SC	5	23	<b>10,5</b>	<b>9/ 11,2</b>	-20 to + 75
	78	35	<b>16,7</b>	-	-20 to + 50
	110	33,6	<b>15,4</b>	-	-20 to + 75
	240	43	<b>20</b>	<b>16,8/23</b>	-20 to + 50

See corresponding values in the table of AC nominal power ratings

See corresponding cold-state values in the table of DC nominal power ratings

The nominal power ratings (Pn) on the catalogue pages are indicated in bold letters (see tab. A).They allow you to identify the coil size.

power ratings (Pn) <span style="float:right">tab. A</span>																											
holding power (W)												cold state (W)															
alternating current (AC) ~												direct current (DC) =															
Pn (W)	solenoid size										Ref. (2)	Pn (W)	solenoid size										Ref. (2)				
	XM5	M6	MXX	M12	CM22	C22A	C25A	CM25	JMX	ANX			AMX	BMX	XM5	M6	MXX	M12	C22	C22A	C25A	CM25		JMX	ANX	AMX	BMX
	insulation class F (155°C)												insulation class F (155°C)														
1,2 (1)												-	1,3										-				
1,5 (1)												-	1,7										-				
1,5 (1)												-	1,8										-				
2,5												-	3										-				
2,5 (7)												-	3 (7)										-				
3,5 (11)												-	3 (10)										-				
3,7 (1)												-	3,6										-				
4 (4)												-	5,5 (4)										-				
4												T	5,7										-				
4 (8)												-	6,9 (8)										-				
5 (9)												-	5 (9)										-				
5,8 (1)												-	6,9										T				
6												T	7 (11)										-				
6 (3)												-	8,6										-				
6 (3)												-	9 (6)										-				
6,3												B	9,7										T				
8 (6)												-	10,7										-				
8 (5)												-	10,8 (5)										T				
8,1 (12)												T	11										-				
9												B	11,2										T				
10 (1)												-	11,6 (12)										T				
10,1 (2)												T	14										-				
10,5												T	15,3										B				
10,8 (1)												-	16,8										-				
11,1 (12)												B	19,7										F				
13,4 (1)												-	23										B				
15,4												T											-				
16,5												-											-				
16,7												B											-				
17,1 (12)												B											-				
20												B											-				
insulation class H (180°C)												insulation class H (180°C)															
4 (4)												-	5,5 (4)										-				
6												P	9,7										-				
9												-	10,6 (2)										T				
10,5												T	11,2										-				
15,4												-	11,6 (2)										T				
16,7												-	13,3										-				
20												-	15,3										-				
													16,8										-				
													17,4										-				
													18,6 (2)										B				
													19,7										-				
													20,8										-				
													22,6 (2)										B				
													23										-				
													26,6										-				
													29,5										-				

- 1) Rectified coil construction.
- 2) Additional reference identification letter for coil types: XM5, M6, MXX, M12 (Example: FT, FB, FF, HT)
- 3) Section H, series 340, page V901-21
- 4) Series 238 (...C..., page V316) and 256/356 1/8-1/4
- 5) Section C/series 272 and Section E/series 374-370
- 6) Section C/series 238, page V316
- 7) Section C/series 108, page V295; Sect. D/series 189/banjo, page V439; Sect. E/series 189-109, pages V585-V590.
- 8) Section C/series 238, page V316 (type 01)
- 9) Series 256/356, 238, 552/553
- 10) Section E/series 189, page V585 (type 06): M12 connection
- 11) Series 238 (...C..., page V316) and 256/356 1/4
- 12) Series 262/263/314 (pages V223/V253/V542)

### COIL SUBSTITUTION

- Replacement coils:

The catalogue numbers of the main coils in this catalogue are listed on pages 4, 5 and 6.

Please note:

- Page 4: Select the catalogue number for the replacement coils for coil types XM5, CM5 etc. (all coils other than type CM6/CMXX/CM12 coils) from the table on page 4. Example: 400125-142 for coil type XM5
- page 5: For coil types M6/MXX, select the catalogue number for the replacement coils from the table. Example: 238513-006 for coil type M6
- Page 6: See page 6 for coil types CM22, C22, C22A, CM25, C25A, JMX, ANX, AMX, BMX. Example: 43005421

Some coils are identified by a letter placed before their size reference:

Letter C = coil with spade plug connector = for example, CMXX.

Letter L = coil with flying lead = for example, LMXX.

Letter S = coil with screw terminals = for example, SMXX

- To change from AC operation (~) to DC operation (=): First check whether the AC and DC ratings listed in the "coil power" columns in the "Specifications" table correspond to a coil of identical size.

At the example of Section C, page V313, we can check whether a DC coil can be fitted to a catalogue number "SCE210C093" solenoid valve initially fitted with an AC coil.

power coil (W)	catalogue number	
	brass	stainless steel
	~	=
10,5	11,2	SCE210C093 -

The values 10,5 W and 11,2 W are given in the **same row** in the "Electrical characteristics" table. So, for a valve with the catalogue number "SCE210C093", coil type MXX with an AC power rating of 10,5W can be substituted by coil type MXX with a DC power rating of 11,2W.

prefix option	power ratings			operator ambient temperature range (C°)
	inrush ~	holding ~	hot/cold =	
	(VA)	(VA)	(W)	
SC	5	23	10,5 / 11,2	-20 to + 75

Coil power: 10,5 W at alternating current    Coil power: 11,2 W at direct current

- In case of higher ambient temperatures, the graph (fig 1) shows an example of a coil identified FT which can be replaced by a coil identified HT. For more details, please contact us.

- To obtain higher differential pressure ratings, please contact us as changing the internal parts of a valve (stronger springs etc.) may require a modification of the product.

### STANDARD VOLTAGES

The standard voltages indicated in the catalogue are as follows:

Alternating current (AC): 24 V, 48 V, 115 V, 230 V

(50 Hz frequency)

Direct current (DC): 24 V, 48 V

Other voltages and 60 Hz on request.

The catalogue numbers for the coils that can be operated at two frequencies (50Hz and 60Hz) are identified on page 5 by the symbol (♣).

### COILS WITH SPADE PLUG CONNECTORS

Most coils in the catalogue are provided with spade terminals to mount a connector.

- Example for an alphanumeric catalogue number:

The prefix "SC" in the "prefix option" column identifies a coil with spade plug connection.

prefix option	power ratings			operator ambient temperature range (TS) (C°)	replacement coil		type (1)	
	inrush ~	holding ~	hot/cold =		~	=		
	(VA)	(VA)	(W)		230 V/50 Hz	24 V CC		
SC	34	15,6	6	7 / 9,7	-20 to + 75	400325-117	400325-142	01
	30	22,5	9	9,5/15,3	-20 to + 50	400325-217	400325-242	01

Example: SCE210C073»

- Example for a numerical catalogue number:

With a numerical catalogue number (series 107, 108, 109, 302), there is no prefix in the corresponding column, and therefore no identification as to whether it is a coil with a spade plug connector or not. To identify whether the coil has a spade plug connector, look for the specification "Connector: spade plug connector" under "Electrical characteristics".

prefix option	power ratings			operator ambient temperature range (TS) (C°)	replacement coil		type (1)	
	inrush ~	holding ~	hot/cold =		~	=		
	(VA)	(VA)	(W)		230 V/50 Hz	24 V CC		
-	15	7	5	5/5	-10 to + 60	400727-117	400727-185	01

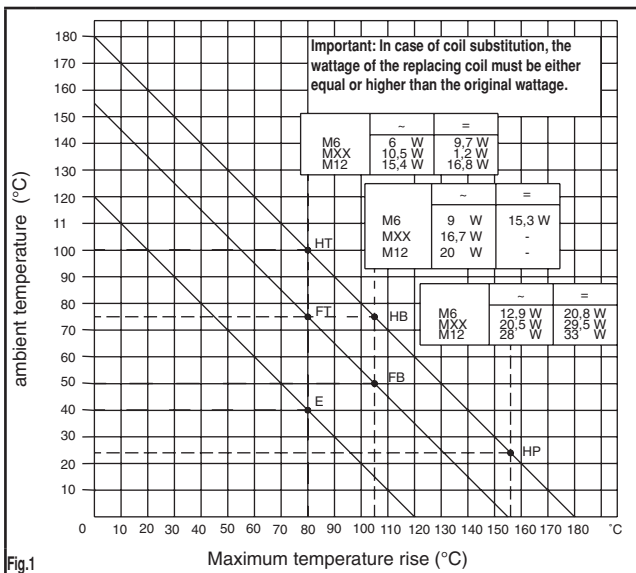
### COILS WITH FLYING LEADS

Coils can be supplied with either 2 or 3 leads, according to the version selected. For more details, please contact us.

### OPERATING VOLTAGE

All coils are designed to operate at 15% or 10% below the nominal voltage (Un) and at 10% above the nominal voltage (Un). [Applicable standards: IEC 335, EN 60730- 1, UL 429]

The coils are rated for continuous duty within the maximum ambient temperature limits (100% ED).



## COIL IDENTIFICATION

400 0 0 0 - 0 0 0 - D Z

400 ← BASIC NUMBER

0	1	2 (**)	3	4	5	6	7	8	9
	CM22 (XM5)	CM5	M6	MXX	M12 AC	M12 DC			(*)

← SIZE

0	1	2	3	4	5	6	7	8	9
embedded screw terminals	leaded	spade plug connection	spade terminal	leaded with ground wire	PV cable end				

← TYPE / TERMINATION

0	1	2	3	4	5	6	7	8	9
		A	E	B	F	H			(*)

← INSULATION CLASS

0	1	2	3	4	5	6	7	8	9
-	T	B	F	C	P	I			

← TEMPERATURE CLASS

00	01	02	03	04	05	06	07	08	09	10	11	12	13	14	15	16	17	18	19
12	24	26	36	42	48	64	110	120	127	220	240	380	415	440	100	200	230	115	400

← 50 Hz

20	21	22	23	24	25	26	27	28	29	30	31	32	33	34	35	36	37	38	39
12	24	42	48	100	120	208	220	240	380	550	480	110	200	230					

← 60 Hz

40	41	42	43	44	45	46	47	48	49	50	51	52	53	54	55	56	57	58	59
6	12	24	32	48	60	64	100	110	120	125	180	187	220	240	250				

← DC (=) VOLTAGE

60	61	62	63	64	65	66	67	68	69	70	71	72	73	74	75	76	77	78	79
21,6 DC	99 DC	207 DC																	

← SPECIAL

80	81	82	83	84	85	86	87	88	89	90	91	92	93	94	95	96	97	98	99
12	24	26	36	42	48	64	110	120	127	220	240	380	415	440	100	200	230	115	400

← 50-60 Hz bifrequency

A	B	C	D	E	F	G	H	J	K
			457						1829
			18						72

← CABLE LENGTH (mm) (inch)

Standard

(\*) Customer special (these coils deviate from the identification system)

(\*\*) Obsolete

Z ← UL STANDARDS  
UL

## CATALOGUE NUMBERS OF REPLACEMENT COILS

	24 V =	48 V =	24 V ~	48 V ~	115 V ~	230 V ~
CM6-FT	400325-142	400325-144	400325-101	400325-105	400325-118	400325-117
CM6-FB	400325-242	400325-244	400325-201	400325-205	400325-218	400325-217
CMXX-FT	400425-142	400425-144	400425-101	400425-105	400425-118	400425-117
CMXX-FB	-	-	400425-201	400425-205	400425-218	400425-217
CMXX-FF	400425-342	400425-344	-	-	-	-
CM12-FT	400625-142	400625-144	400525-101	400525-105	400525-118	400525-117
CM12-FB	400625-242	400625-244	400525-201	400525-205	400525-218	400525-217

EMBEDDED SCREW TERMINAL COIL Example: 400505-110 SM12-FT-220/50	SPADE PLUG CONNECTION COIL Example: 400425-342 CMXX-FF-24 DC	LEADED COIL (2 LEADS) Example: 400315-111D LM6-FT-240/50-457 mm	LEADED COIL WITH GROUND WIRE Example: 400145-201D LM22-FB-24/50- 457 mm

All leaflets are available on: [www.asco.com](http://www.asco.com)

## COIL IDENTIFICATION

238 0 10 - 0 0 0 - D

238 ← BASIC NUMBER

SIZE, SERVICE & CLASS

1	2	3	4	5	6	7	8	9
MXX AC class F	M6 AC class F	M6 DC class F	M6 AC class H	M6 DC class H	MXX/M12 AC class F	MXX DC class F	MXX/M12 AC class H	MXX DC class H

TYPE / CONSTRUCTION

0	1	2	3	4
leaded	-	spade terminal	spade plug (DIN / Europe)	leaded explosionproof (EF)

INSULATION CLASS / TEMPERATURE CLASS

0	1	2	3	4	5	6	7	8	9
FT, HT	FB, HB	FF, HF	HC	HP	-	-	-	foreign winding	(*)

02	06	10	12	14	16	27	29	31	33	35	37	51	53	55	57	59	63	81	83
12	24	32	36	42	48	100	110	115	120	125	127	200	208	220	230	240	277	380	400

50 Hz

01	05	09	11	13	15	26	28	30	32	34	36	50	52	54	56	58	62	80	82
12	24	32	36	42	48	100	110	115	120	125	127	200	208	220	230	240	277	380	400

60 Hz

02	03	04	05	06	08	10	12	13	15	17	18	20	21	31	32	33	34	50	52
6	9	12	15	24	28	32	36	38	42	48	50	60	64	100	110	115	120	220	230

DC (=) VOLTAGE

A	B	C	D	E	F	G	H	J	K
			457						1829
			18						72

CABLE LENGTH  
(mm)  
(inch)

Standard

(\*) Customer special



## CATALOGUE NUMBERS OF REPLACEMENT COILS

	24 V =	48 V =	24 V ~	48 V ~	115 V ~	230 V ~
M6-HT	238513-006	238513-017	-	-	-	-
M6-FT	-	-	238213-006	238213-016	238213-033 <sup>(b)</sup>	238213-059 <sup>(a)</sup>
M6-HB	238513-106	238513-117	-	-	-	-
M-6-FB	-	-	238213-106	238213-116	238213-133 <sup>(b)</sup>	238213-157
MXX-HT	238913-006	238913-017	-	-	-	-
MXX-FT	238713-006	238713-017	238613-006	238613-016	238613-033 <sup>(b)</sup>	238613-059 <sup>(a)</sup>
MXX-HB	238913-106	238913-117	-	-	-	-
MXX-FB	-	-	238613-106	238613-116	238613-133 <sup>(b)</sup>	238613-159 <sup>(a)</sup>

All 238 basic numbers are UL/CSA approved as standard and are marked with the relevant logos.

<sup>(a)</sup> 230 V/50 Hz - 250 V/50 Hz

<sup>(b)</sup> 115 V/50 Hz - 120 V/50 Hz

<b>SPADE PLUG CONNECTION COIL</b> Example: 238513-006 CM6-HT-24 DC	<b>SPADE PLUG CONNECTION COIL</b> Example: 238613-059 CMXX-FT-230 AC
	

All leaflets are available on: [www.asco.com](http://www.asco.com)

00139GB-2016/R02 Availability, design and specifications are subject to change without notice. All rights reserved.

## CATALOGUE NUMBERS OF REPLACEMENT COILS

solenoid valve series	coil type	alternating current , AC (~) 50 Hz					direct current , DC (=)			
		24 V	48 V	115 V	230 V	240 V	12 V	24 V	48 V	110 V
189	C22A - 2,5 W	43004416 (❖)	43004417 (❖)	43004419 (❖)	43004422 (❖)	43004423 (❖)	43004149	43004166	43004167	43004168
	C22-2,5 W-M12	-	-	-	-	-	-	43005523	-	-
256 - 356 (1/8-1/4) 238 G3/8 to 1	CM22-4W/6,9W F	400127-181 (❖)	400127-185 (❖)	400127-198 (115V/50-120V/60)	400127-197 (❖)	-	400127-141	400127-142	400127-144	400127-148
108 - 109 - 189 banjo - 551	CM22 - 2,5/3 W	400127-081 (❖)	400127-085 (❖)	400127-098 (115V/50-120V/60)	400127-097 (❖)	400127-091 (❖)	400904-541	400904-542	400904-544	400904-548
256 - 356 (1/4) 238 G3/8 to 1 552/553	CM25-5W/5W F	400727-181 (❖)	400727-185 (❖)	400727-118 (115V/50)	400727-117 (130V/50)	-	400727-181	400727-185	400727-118	400727-117
	ANX - 8/9 W	511239-005	511239-006	511239-007	511239-009	-	511239-001	511239-002	511239-003	-
238 G1 1/4 to 2	ANX - 12,5 W	511239-011	511239-012	511239-013 (110V/50-120V/60)	511239-014	-	-	-	-	-
	AMX - 9 W BMX - 6 W	43005153 43005168	- -	43005155 43005169	43005157 43005171	- -	- -	- -	- -	- -
272 - 374	JMX	43005090	43005091	43005093	43005096	-	43005098	43005099	43005100	43005101
121 MB 231 - 232	screw terminals 12 W	43002425	43002433	43002442	43002449	43002451	-	43001995	43002003	43002076
131 3/2 131 3/2 ATEX Ex d 231 ET - 232 ET, Ex d	MPV1 (~) 15 W	43002566	43002574	43002583	43002591	-	-	-	-	-
231 ET - 232 ET	CPV1 (=) 24 W	-	-	-	-	-	-	43002124	43002132	43002141
	MPV1 (~)	43002566	43002574	43002583	43002591	-	-	-	-	-
131 4/2 131 4/2 ATEX Ex d	CPV1 (=) 80 W	-	-	-	-	-	-	43002197	43002203	43002212
	MPV1 (~) 20 W	43002641	43002648	43002657	43002665	-	-	-	-	-
126 , ATEX Ex d	CPV1 (=) 24 W	-	-	-	-	-	-	43002124	43002132	43002141
	18 W / 15 W	43004028	43004036	43004045	43004053	43004054	-	43002091	43002098	43004408
126 reset version, ATEX Ex d	18 W / 10 W	43004028	43004036	43004045	43004053	43004054	-	43002092	43004407	43004409
121 MB - 231 - 232 ATEX Ex d	12W / 10 W	43002496	43002504	43002513	43002521	-	43002055	43002059	43002067	43002076
PV-EM5, ATEX Ex mb 256-356 (1/8-1/4; except manifold) 238 G3/8 to 1 (.....C...) 189-189 banjo 551 (TPL 20787)	4 W AC/ 2 m	43005348PV (❖)	43005349PV (❖)	43005350PV (❖)	43005352PV (❖)	-	-	43005366PV	43005367PV	-
	3W DC 4 m	-	-	-	43005562PV (❖)	-	-	43005595PV	-	-
	2 m	43005355PV	43005356PV	43005357PV	43005359PV	-	-	43005371PV	-	-
	6,3 W AC/ 4 m	-	-	-	-	-	-	43005593PV	-	-
	6 m	-	-	-	-	-	-	43005594PV	-	-
	6 m	-	-	-	-	-	-	43005594PV	-	-

For other products, please consult [www.asco.com](http://www.asco.com)

- (❖) Bifrequency 50/60 Hz.
- (<sup>1</sup>) Except for manifold-mount versions.

SPADE PLUG CONNECTION COIL Example: CM22-4/6,9W series 551, 256, 356, 238	SPADE PLUG CONNECTION COIL Example: JMX series 272, 374, 370	SPADE PLUG CONNECTION COIL Example: CM25-5/5W series 238 - 256/356 1/4	COIL WITH SCREW TERMINALS Example: ATEX, Ex d housing

All leaflets are available on: [www.asco.com](http://www.asco.com)